

Dialectometry-Based Classification of Central-Southern Italian Dialects

Antonio Sciarretta

April 2023

Abstract

This paper provides a new classification of Central-Southern Italian dialects using dialectometric methods. All varieties considered are analysed and cast in a data set where homogeneous areas are evaluated according to a selected list of phonetic features. Using numerical evaluation of these features and Manhattan distance, a linguistic distance rule is defined. On this basis, the classification problem is formulated as a clustering problem, and a k-means algorithm is used. Additionally, an ad-hoc rule is set to identify transitional areas and silhouette analysis is used to select the most appropriate number of clusters. While meaningful results are obtained for each number of clusters, a nine-group classification emerges as the most appropriate. As the results suggest, this classification is less subjective, more precise, and more comprehensive than traditional ones based on selected isoglosses.

1 Introduction

The standard classification of peninsular Italian dialects is that proposed by G.B. Pellegrini [Pellegrini, 1977]. Within the Italo-Romance branch of the Romance languages, the dialectal areas (systems) identified are: i) Tuscan, ii) Central (*Mediano*), iii) Intermediate Southern, and iv) Extreme Southern. Area i) largely corresponds to Tuscany. Area ii) comprises of four subareas (Central Marchigiano in Central Marche, Umbrian, Latian in Central-Northern Latium, and Cicolano-Sabino-Aquilano between Latium and the Abruzzi). Area iii) is further subdivided into five subareas (Southern Marchigiano-Abruzzese, Molisano, Apulian, Southern Latian-Campanian, Lucanian-Northern Calabrian). Area iv) comprises of three subareas (Salentino, Central-Southern Calabrese, and Sicilian). These subareas, largely inspired by the administrative regions (*Regioni*) of Italy, are further subdivided into sub-sub-areas Ia, Ib, etc., often corresponding to a provincial (*Provincia*) level.

In SIL International’s Ethnologue database [Eberhard et al. 2022], upon which ISO 693-3 is based, Italian (*ita*) is based on Pellegrini’s Tuscan and Cen-

tral, Napoletano-Calabrese (nap) is based on Pellegrini’s Intermediate Southern, and Sicilian (scn) on Pellegrini’s Extreme Southern. UNESCO’s endangered languages list [Moseley, 2010] and the Glottolog database [Hammarström et al., 2022] adopt a virtually identical classification, albeit with slight differences in naming, even including some of Pellegrini’s subareas.

While Pellegrini’s primary classification is largely based on phonetic and morphological isoglosses (up to 33 for the whole of Italy), the subarea classification in Central-Southern Italy, particularly in the Intermediate Southern area, does not follow this approach – only three isoglosses are completely included within the boundaries of the area in question and have virtually no effect on the definition of subareas – but is rather grounded on administrative subdivisions. For example, the boundaries between Molisano and Southern Latian-Campanian, or between the latter and Apulian, resp., Lucanian-Northern Calabrian, largely reflect the administrative boundaries between the corresponding regions.

The goal of this work is to investigate to which extent modern dialectometry confirms this standard classification. Dialectometry [Séguy, 1973, Goebel, 1982] aims at providing an objective view of dialect variation through the use of quantitative data analysis. In particular, dialectometric clustering has been applied to several regions, including The Netherlands [Wieling & Nerbonne, 2011], Catalonia [Valls et al., 2012], English dialects [Wieling et al., 2013]. In Italy, relevant examples are mostly concerning Tuscany [Montemagni & Wieling, 2016], [Calamai et al., 2022].

In these works, various clustering techniques have been applied mainly on the basis of distance matrices, although other examples exist [Syrjanen et al., 2016]. Distance matrices collect the linguistic distances between any pair of N sites or areas. Linguistic distance has been defined in several different ways.

One common procedure consists in considering categorical lexical data, that is, M entries in a linguistic atlas, which may have up to P variants each. A distance between two sites is then defined by counting the number of pairwise variant mismatches for all features. An example is the Relative Difference Value (RDV), initially used as a difference function for unequivocal outcomes of features [Goebel, 2010] and later adapted to cover features with multiple possible outcomes [Pickl, 2014]. A slightly modified metric, the Weighted Identity/difference Value (WIV), can use weights to emphasise some particular features [Goebel, 1982]. This approach has been extended to variables/features other than lexical, i.e., phonological rules [Valls et al., 2012].

Another approach considers individual word pronunciations, which are converted in edit-distances between strings of characters, typically using one particular location as a reference. The most common edit distance used is Levenshtein distance [Levenshtein, 1966], which describe the cost (number of elementary operations) of changing one string into another or, equivalently, the character mismatches when the string are opportunely aligned. More refined methods with variable costs of substitutions (weights) also exist, such as the PMI-based Levenshtein distance [Wieling et al., 2014]. Once normalized by the length of alignment, the edit distances between m word pairs can be then aggregated

by taking their average [Heeringa, 2004], leading to the distance between two varieties.

Once a distance matrix is obtained, several analyses can be performed, the basic ones being beam maps, honeycomb maps, and cluster analysis. Among clustering techniques, hierarchical clustering such as complete-linkage, UPGMA or Ward’s has been more often used [Goebel, 2008]. Partitional clustering has been somehow less used in dialectometry, although both k-means and k-medoid clustering have been applied on different kinds of linguistic data [Hyvönen et al., 2007, Burridge et al., 2019, Cheshire et al., 2011, Syrjanen et al., 2016].

Hierarchical clustering or k-medoid can be used directly once the distance matrix is defined since these methods only need the distance metric between the sites. On the contrary, k-means requires to evaluate the distance between actual sites and iteratively updated centroids, which do not correspond to any site, therefore preventing the use of pre-calculated distance matrices.

Dimensionality Reduction (DR) techniques try to reduce the number of variables while preserving the variation as much as possible. For instance, Bipartite Spectral Graph Partitioning (BSGP) using Singular Value Decomposition (SVD) has been used in [Wieling & Nerbonne, 2011, Montemagni & Wieling, 2016, Wieling et al., 2013]. This technique uses a binary segment substitution matrix ($N \times M$) with value $A_{ij} = 1$ when segment substitution j occurs in variety i . SVD is applied to produce a synthetic vector of size $N + M$, which is then processed by k-means, in an attempt to simultaneously cluster sites and linguistic features which give rise to the geographical clustering.

Other dimensionality reduction techniques such as Multidimensional Scaling, Principal Component Analysis (PCA), or Factor Analysis [Pröll et al., 2014] are usually used to discover indirectly latent clusters and dialect continua in the data, e.g., by converting the distance matrix into a $N \times 3$ matrix, then attributing RGB values to rows and visualizing them on maps. However, these DR techniques usually do not provide explicit clustering capability.

Recently, spatial Bayesian Clustering (BC) has been applied to linguistic data by [Romano et al., 2022]. While hard clustering generates clear boundaries between clusters and thus may fail to represent gradual variations in continuous dialect data, in BC clustering is fuzzy: each point belongs to every cluster with a certain probability. Bayesian clustering yields core regions where points predominantly belong to a single cluster and gradual boundaries where points belong to multiple clusters with almost equal probabilities.

The data used for clustering are generally the entries of linguistic atlases. For the region under consideration, the web page of Salzburg dialectometry team [Goebel et al., 2019] provides a classification based on the AIS [Jaberg & Jud, 1987] data and two hierarchical clustering algorithms. However, Central-Southern Italian dialects are classified alongside with other Italian dialects: even setting the number of clusters to the maximum value available (20), only four-five groups emerge in the region considered. Moreover, the results change dramatically depending on the corpus considered, which is probably due to the relatively low number of sites (N less than 100) in the corpus.

In this work, we try to consider all Central-Southern Italian varieties, that is,

more than a thousand communes in nine regions: The Marches (South of Esino river), Umbria, Latium, Abruzzi, Molise, Campania, Apulia, Basilicata, and Calabria. To obtain access to useful and homogeneous data, we select the most relevant L phonetic features (selected according to three guiding principles) instead of trying to gather a vocabulary of word entries. Then we apply k-means clustering to points in an abstract L -dimensional space. Each point represents a group of varieties that are homogeneous according to the selected phonetic features and can be represented as strings of numerical values that describe the outcomes of those features. Thanks to the relatively low dimension of the dataset ($N \times L$), clustering can be performed directly with the k-means algorithm, without the need of dimensionality reduction techniques. Distance can be calculated between any strings, also not representative of any variety, e.g., the k-means centroids. We adopt the silhouette analysis to choose the most appropriate number of clusters. Based on that, we propose a heuristic method to define fuzzy or transitional areas across groups.

2 Method

Varieties are classified according to $L = 18$ phonetic traits, which are listed in Table 1. These traits certainly represent a subset of the diatopic variation in the area considered. Their choice has been made according to three guiding principles:

- Being sufficiently compact in their areal distribution, thus avoiding the use of possibly widespread but “darting” phenomena occurring here and there, e.g., due to diachronic variation and the influence of standard Italian. This criterion discarded, e.g., the propagation of /u/ in pre-tonic position (Savoia & Baldi, 2016; Schirru, 2016) or the semivocalization of initial and intervocalic /v/.
- Being sufficiently widespread, concerning at least two-three provinces. For this reason, e.g., the palatalization of pre-tonic /a/, which concerns a possibly compact but limited area in Molise (Iannacito, 2002), was discarded.
- Being sufficiently identifiable, i.e., occurring in at least half a dozen words that can be retrieved in common speech, written texts, or in the scientific literature. For this reason, e.g., the different outcomes of -TJ- or -BJ- (Carosella, 2016), occurring in a very few common words, have been discarded.

Table 1: Set of phonetic features considered and their possible outcomes.

ℓ	Phonetic trait – Outcomes	Examples	x_ℓ	w_ℓ
1	Metaphony, given /-U/	‘bed’		0.5
	Absent	[lɛt:o]	0	
	Raising-type	[lɛt:u]	1	
	Diphthongization-type	[ljɛt:ə]	2	
	Monophthongization-type	[lit:ə]	3	
2	Metaphony, given /-I/	‘good’ (pl.)		0.5
	Absent	[ˈbɒnɔ]	0	
	Raising-type	[ˈbɒnu]	1	
	Diphthongization-type	[ˈbɔwɒnə]	2	
	Monophthongization-type	[ˈbunə]	3	
3	Vocalic differentiation by position	‘thing’, ‘mouth’		1
	Absent	[ˈkɔsə], [ˈvɔkɪə]	0	
	Present (central-southern origin)	[ˈkɔsə], [ˈvɔkɪə]	1	
	Present (northern origin)	[ˈkɔsə], [ˈvɔkɪə]	-1	
4	Word-final vowels	‘house’, ‘heart’, ‘eight’, ‘wolf’		1
	Reduction of all (/ə/)	[ˈkəsə], [ˈkɔrə], [ˈɔt:ə], [ˈlupə]	0	
	Conservation of -a, reduction of others (/a/, /ə/)	[ˈkasa], [ˈkɔrə], [ˈɔt:ə], [ˈlupə]	1	
	Conservation of three (/a/, /e/-/ə/-/i/, /o/-/u/) or four vowels (with /i/ distinct from /e/-/ə/)	[ˈkasa], [ˈkɔre]-[ˈkɔri], [ˈɔt:u], [ˈlupu]	2	
	Conservation of all five vowels (/a/, /e/, /i/, /o/, /u/)	[ˈkasa], [ˈkɔre], [ˈɔt:ɔ], [ˈlupu]	3	
5	Alteration of -LL-	‘horse’		1
	Absent (/ll/)	[kəˈvɑ:l:u]	0	
	Palatal (/j/, /ɹ/, /j/)	[kəˈvɑ:j:u]	1	
	Occlusive (/dd/) and retroflex	[kəˈvɑ:d:u]	2	
6	Metaphony of -A-	‘hands’		1
	Absent	[ˈmɑnə]	0	
	Present	[ˈmɪnə]	1	
7	Some groups of consonants + L	‘(it) rains’, ‘white’, ‘flower’		1
	Standard (/pj/, /bj/, /fj/)	[ˈpjɔvə], [ˈbɪjɔŋgə], [ˈfjɔrə]	0	
	Alteration of /PL/ > /kj/	[ˈkovə], [ˈbɪjɔŋgə], [ˈfjɔrə]	1	
	Further alteration of /BL/ > /j/	[ˈkovə], [ˈjɔŋgə], [ˈfjɔrə]	2	
	Further alteration of /FL/ > /f/, /x/ etc.	[ˈkovə], [ˈjɔŋgə], [ˈfɔrə]	3	

8	Apocope of -no, -ne	‘bread’, ‘wine’		0.5
	Absent	[ˈpane], [ˈvino]	0	
	Only -ne	[ˈpa], [ˈvino]	1	
	Both	[ˈpa], [ˈvi]	2	
9	Outcomes of -LJ-	‘son’		1
	Palatal (/ʎ/)	[ˈfiʎə]	0	
	Approximant (/j/)	[ˈfiɟə]	1	
	Occlusive (/ʝ/)	[ˈfiʝə]	2	
10	Aspiration of -F-	‘coffee’		1
	Absent	[kaˈfe]	0	
	Present	[kaˈhe]	1	
11	Rhotacization of -D-	‘tooth’		1
	Absent	[ˈdendə]	0	
	Present	[ˈrændə]	1	
12	Degemination of -RR- and other geminates	‘ground’		1
	Absent	[ˈtɛr:a]	0	
	Present (of -rr-)	[ˈtɛra]	1	
	Present (of -rr- and others)	[ˈtɛra]	2	
13	Postnasal sonorization of stops and progressive assimilation in groups of /n/ + stops	‘spring’, ‘when’		1
	Both present	[ˈfonde], [ˈkwan:o]	0	
	Only assimilation	[ˈfonte], [ˈkwan:o]	1	
	Both absent	[ˈfonte], [ˈkwando]	2	
14	“Florentine” Anaphonesis	‘tongue’		1
	Absent	[ˈlɛŋgwa]	0	
	Present	[ˈliŋgwa]	1	
15	Some groups of consonants + J	‘arm’, ‘to eat’, ‘to go out’		1
	Standard (/tʃ/, /ɲ/, /j/)	[ˈvratʃ:ə], [maˈɲ:a], [ˈji]	0	
	Alteration of /kj/ > /ts/	[ˈvrats:ə], [maˈɲ:a], [ˈji]	1	
	Further alteration of /ngj/ > /nɟ/	[ˈvrats:ə], [maˈnɟa], [ˈji]	2	
	Further alteration of /j/ > /ʃ/	[ˈvrats:ə], [maˈnɟa], [ˈʃi]	3	
16	Group R + J	‘baker’		1
	Central-southern /r/	[forˈnaro]	0	
	Tuscan /j/	[forˈna:jo]	1	
17	Group S + J	‘kiss’		1
	Postalveolar (/ʃ/)	[ˈvaʃə]	0	
	Alveolar (/s/)	[ˈvasə]	1	
18	Tonic vowel system	‘snow’, ‘month’, ‘cross’		1
	Common Romance	[ˈnevə], [ˈmesə], [ˈkrotʃə]	0	
	“Romanian”	[ˈnevə], [ˈmesə], [ˈkrutʃə]	1	
	“Sardinian”	[ˈnivə], [ˈmɛsə], [ˈkrutʃə]	2	

Traditionally, most of these features are associated with “isoglosses” that have been used to define dialect groups or subgroups. For instance, phonetic trait 4 is the definitory isogloss that separates the Central dialects from Intermediate-Southern dialects in the classification of Pellegrini.

All varieties in the geographical space considered have been inspected and attributed a numerical value for each trait. Traits that have just two outcomes can generate either a digit 0 (in general, absence of that trait) or 1 (presence). Traits with multiple (P) outcomes can generate digits ranging from 0 to $P - 1$ where 0 is generally attributed to the “most standard” outcome, and the digit increases with the degree of deviation from this standard. The numerical values of each outcome are equally listed in Table 1. In case of intermediate, simultaneous, or uncertain outcomes, sometimes fractional values have been used.

Resulting from this transcription, each dialect corresponds to a string of L digits, $\{x_\ell\}_1^L$. Varieties that are geographically adjacent and share the same string are considered as equal and form a “homogeneous area” (HA) for the purposes of this study. In the whole space, no less than $N = 647$ homogeneous areas have been identified in this way: 111 in Latium, 101 in Calabria, 89 in the Abruzzi, 83 in Campania, 79 in Basilicata, 76 in Apulia, 40 in Molise, 44 in the Marches, 24 in Umbria. The localization of these areas is shown schematically in Fig. 1. Their actual extension and the varieties included in each of them are detailed in the companion web site.

Each homogeneous area represents one point in the data set used for the classification. The metrics used is the Manhattan distance

$$D_{ij} = \sum_{\ell} w_{\ell} |x_{i\ell} - x_{j\ell}|, \quad (1)$$

where $|\cdot|$ denotes the absolute value and w is a vector of weights. In this study, w_{ℓ} is always 1 except for $\ell = \{1, 2, 8\}$ where $w = 0.5$ has been used, see Table 1. We note that this procedure is roughly equivalent to ‘count the isoglosses’ between two different locations.

Based on this metric, a k-means algorithm has been used to classify the N L -dimensional points into K groups. This well-known algorithm tries to attribute each point to one of the clusters by minimising the within-cluster sum of Manhattan distances, that is,

$$\min \sum_{k=1}^K \sum_{x_i \in C_k} \sum_{\ell=1}^L w_{\ell} |x_{i\ell} - m_{k\ell}|, \quad (2)$$

where the centroid m_k is defined as the mean of points belonging to cluster k (C_k),

$$m_k = \frac{1}{\text{card}(C_k)} \sum_{x_j \in C_k} x_j. \quad (3)$$




Figure 1: Localization of the homogeneous areas (circles). Each colour corresponds to one of the administrative regions. Boundaries between regions are drawn.

In practice, the algorithm proceeds iteratively. First, a set of K means is randomly generated. Then, each point is attributed to the cluster with the ‘nearest’ mean. Further, means are recalculated based on the points attributed to each cluster. This process is repeated for T iterations. However, the algorithm is not guaranteed to find the optimum, i.e., the clustering that minimizes the objective in (2) [Russel & Norvig, 2020]. For this reason, the algorithm is run for R times, each time with a different (random) initialization of the means. For each run, the objective is calculated and finally the run with the minimal objective is chosen as the result. For this study, the algorithm is parametrized with $T = 20$ and $R = 200K$.

To choose the optimal number of clusters K , the silhouette analysis is used. According to this method, a silhouette metric is defined as a function of the number of clusters as

$$\sigma(K) = \left\langle \frac{b_i - a_i}{\max(a_i, b_i)} \right\rangle \quad (4)$$

where $\langle \cdot \rangle$ denotes the average over all points i , and

$$a_i = \frac{1}{\text{card}(C_I) - 1} \sum_{j \in C_I, j \neq i} D_{ij}, \quad b_i = \min_{J \neq I} \frac{1}{\text{card}(C_J)} \sum_{j \in C_J} D_{ij} \quad (5)$$

are the mean distance between point i and all other points in the same cluster C_I and the smallest mean distance of i to all points in any other cluster, respectively. The optimal number of clusters is chosen as to maximise the silhouette. The silhouette coefficient $SC = \max_K \sigma(K)$ summarizes the final result.

It is common opinion that belonging to one particular dialectal group is not a rigid attribute, but instead, transition bands exist. To retrieve this intuitive behaviour in a quantitative way, we have used the following method. We compute the distance between each HA and the centroids of all clusters,

$$D_i^k = \sum_{\ell} w_{\ell} |x_{i\ell} - m_{k\ell}|. \quad (6)$$

The lowest distance corresponds by definition to the cluster k to which the HA is member. If the difference between the second lowest distance (say, with cluster h) and the lowest distance is less than a specified fraction of the lowest distance, then that HA is marked as a transitional area between cluster k and cluster h ,

$$i \in C_{KH} \quad \text{if} \quad D_i^h < D_i^{\ell}, \forall \ell \neq \{k, h\} \cap D_i^h < (1 + \xi) D_i^k. \quad (7)$$

3 Data

Data for all varieties considered have been collected from multiple and diverse sources, including material covering the phonetics of specific varieties (see Selected Sources: Specific Varieties), larger areas or entire regions (see Selected Sources: Larger Areas), comprehensive monographies (see Selected Sources:

Comprehensive Monographies) and linguistic atlases (see Selected Sources: Linguistic Atlases) including acoustic atlases. Other speech material available on the web, both ethnographic and spontaneous, has also provided data for certain dialectal traits. Good dialectal dictionaries, although often written by non-professional researchers, have been found for many varieties. Dialectal literature (mostly, poetry) in specific varieties and collections covering broader areas have been also perused, particularly for those traits that are unambiguous when written. Many of these non-scholarly sources are listed in the companion website. Less canonically, many data have been obtained by inspecting, searching, and sometimes querying dialect-oriented groups in social networks such as Facebook. Older scholarly data have been systematically checked in the (written) conversations found in these groups.

As a result, a database containing thousands of observations has been prepared and is available to the readers upon request to the author. Based on that, the strings for each variety have been constructed and the homogeneous areas identified.

Inspection of unclassified results provides already some useful insight. For instance, it is possible to graphically represent on a map the distances from a given HA, creating similarity maps as defined in [Goebl et al., 2019]. Moreover, “isogloss maps” and “beam maps” have been also created. Examples of the latter for all regions considered are shown in the companion website, where only ‘beams’ corresponding to distances $D \leq 1$ are plotted, depicting the emergence of dialectal continua. However, this analysis yields many small continua and a large number of isolated areas (whose distance with all conterminous areas is larger than 1), making a significant classification impossible. For this purpose, the most useful analysis is that of clustering, which is presented in the next section.

4 Results

Clustering with several values of K ranging from 2 to 11 have been run and inspected. For higher values of K the overall results become very sensitive to the random initialization, unstable, and thus are not shown. Table 2 summarizes the main divides (traditionally, the “isoglosses”) that characterize each new partition, as well as the new groups that emerge from it.

The silhouette factor as a function of K is shown in 2. Values are given as the mean of four series of runs plus/minus the standard deviation. When the latter is small, it means that the results are stable when different series of runs are executed. As it can be observed, the factor σ generally decreases with the number of clusters, with the coincidence intervals of two consecutive K that are generally not overlapping. However, three values of K emerge as local maxima, namely, $K = 2, 4,$ and 8 . These partitions are all very stable, as evidenced by a variance of the silhouette coefficient low or null. A fourth cluster number, $K = 10$ has a mean silhouette factor that is close to that with $K = 9$ and presents an overlap of the respective confidence intervals, meaning

that for some series of runs the silhouette could be higher with $K = 10$ than with $K = 9$. However, partition $K = 10$ is also the least stable, with a large variance due to concurrent clustering results.

Table 2: Clustering results as a function of the no. of clusters K .
New groups in bold.

K	Main new divide (w.r.t. $K - 1$)	Groups identified	σ
2	Salerno-Lucera-Vieste (SLV)	Northern space vs. Southern space	0.397 ± 0.000
3	Gaeta-Sora-Termoli (GST), Alento-Agri-Taranto-Brindisi	Northern, Central , Southern subspaces	0.364 ± 0.001
4	GST, SLV, Alento-Crati-Nardò-Brindisi	Northern, Campanian-Molisan , Apulian-Lucanian , Southern subspaces	0.366 ± 0.000
5	Sora-L'Aquila-S. Benedetto	Northern subspace, Abruzzese , Campanian-Molisan, Apulian-Lucanian, Southern subspaces	0.336 ± 0.003
6	Foggia-Potenza-Cassano	Northern subspace, Abruzzese, Campanian-Molisan, Apulian , Irpino-Lucanian , Southern subspace	0.323 ± 0.003
7	Pollino-Sila-Lamezia	Northern subspace, Abruzzese, Campanian-Molisan, Apulian, Irpino-Lucanian, Cosentino , Salentino-Calabrian	0.322 ± 0.001
8	Latina-Ancona	Perimedial , Median , Abruzzese, Campanian-Molisan, Apulian, Irpino-Lucanian, Cosentino, Salentino-Calabrian	0.315 ± 0.002

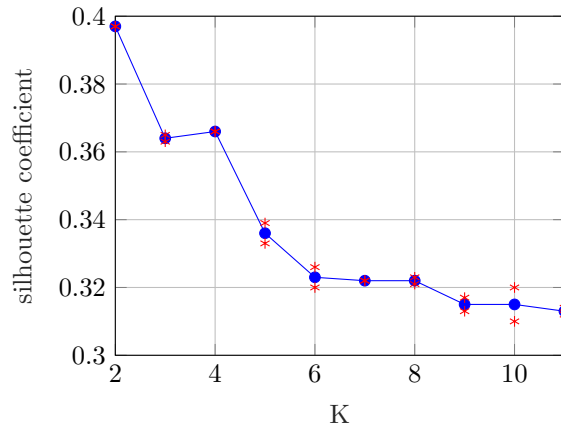


Figure 2: Silhouette coefficient as a function of the number of groups.

9	irregular	Perimedian, Median, Abruzzese, Sannite , Neapolitan-Molisano , Apulian, Irpino-Lucanian, Cosentino, Salentino-Calabrian	0.315 ± 0.002
10	Irregular	As above, but Salentino split from Calabrian	0.315 ± 0.005
11	Irregular	As above, but Irpino-Lucanian split in two groups	0.313 ± 0.001

Table 3: List of Province codes. Regional capital cities in bold.

THE MARCHES (<i>Marche</i>)		CAMPANIA	
Ancona	AN	Avellino	AV
Ascoli Piceno	AP	Benevento	BN
Fermo	FM	Caserta	CE
Macerata	MC	Napoli	NA
UMBRIA		Salerno	SA
Perugia	PG	APULIA (<i>Puglia</i>)	
Terni	TN	Bari	BA
LATIUM (<i>Lazio</i>)		Barletta-Andria-Trani	BT
Frosinone	FR	Brindisi	BR
Latina	LT	Foggia	FG
Rieti	RI	Lecce	LE

Roma	RM	Taranto	TA
Viterbo	VT	BASILICATA	
ABRUZZI (<i>Abruzzo</i>)		Matera	MT
L'Aquila	AQ	Potenza	PZ
Chieti	CH	CALABRIA	
Pescara	PE	Cosenza	CS
Teramo	TE	Catanzaro	CZ
MOLISE		Crotone	KR
Campobasso	CB	Reggio di Calabria	RC
Isernia	IS	Vibo Valentia	VV

The first optimal classification with $K = 2$ divides the overall space considered into a Northern and a Southern space, separated by a line that resembles the traditional Salerno-Lucera (actually, Salerno-Lucera (FG)-Vieste (FG), SLV) isogloss bundle. For instance, around this line lays the northern limit of $KJ > /ts:/$ (see trait 15 in Table 1).

In the partition with $K = 4$ each of these subspaces split in two. Thus, a Northern subspace is separated from a Central-Northern subspace by a line running from around Gaeta (LT) on the Tyrrhenian coast to around Termoli (CB) on the Adriatic coast, with an elbow around Sora (FR). The Central-Northern subspace is separated from a Central-Southern subspace by a SLV line, although not exactly coincident with the previous one. Finally, the Central-Southern subspace is separated from a Southern subspace by two lines, one running from around the mouth of the Alento river (SA) on the Tyrrhenian coast to the mouth of the Crati river (CS) on the Ionian coast, the other running from around Nardò (LE) on the Ionian coast to around Brindisi on the Adriatic coast.

The next optimal classification is with $K = 8$. Incidentally, this value of K almost matches the number of administrative regions (Regioni) in the space considered. This partition could be thus a promising basis for the definition of more accurate “regional languages” in this half of Italy. The groups identified by clustering with $K = 8$ are listed in Table 2 and detailed here from North to South as:

1. “Perimedial” group, including provincial capitals AN, PG, VT, RM, LT, and areas in Northern Marche, in Central-Western Umbria, in Western Latium, besides a hamlet (frazione) in Basilicata (a Marchigiano colony).
2. “Median” group, including provincial capitals MC, FM, TN, RI, FR, AQ, and areas in Central Marche, South-Eastern Umbria, Central Latium, Western Abruzzi.
3. “Abruzzese” group, including provincial capitals AP, TE, PE, CH, and areas in Southern Marche, Eastern Abruzzi, Southern Latium, besides a few smaller areas in Molise.
4. “Campanian-Molisan” group, including provincial capitals IS, CB, BN, NA, CE, SA, and areas in South-Eastern Latium, Molise, Northern-Central

Campania, besides some smaller areas in Northern Apulia and Basilicata around and including the provincial capital PZ (Gallo-Italic colonies).

5. “Apulian” group, including provincial capitals FG, BAT, BA, TA, MT, BR, and areas in Northern-Central Apulia, South-Eastern Basilicata, North-Eastern Calabria, besides some smaller areas in Central Campania.
6. “Irpino-Lucanian” group, including provincial capital AV and areas in Southern-Eastern Campania, Western Basilicata, and North-Eastern Apulia.
7. “Cosentino” group, including provincial capital CS and areas in Southern Campania (likely having a Greek substratum), Northern Calabria, besides some smaller areas in Basilicata (most of them being or having been Gallo-Italic colonies).
8. “Salentino-Calabrian” group, including provincial capitals LE, KR, VV, CZ, RC, and areas in Southern Apulia and Central-Southern Calabria, besides some smaller areas in Northern Calabria.

Figure 3 shows the attribution of each HA to one of the nine clusters, identified by a colour. It must be noted that the k-means algorithm has no knowledge about the spatial correlation between the HA, each of them representing a “point” in an 18-dimensioned space, with these points that can be geographically ordered in any arbitrary way. Though, the spatial consistency of the results is striking, and the groups obtained clearly recall traditional regions and dialectal groups. The actual boundaries between the eight groups can be traced on a map as depicted in Fig. 4.

Boundary between groups 1–2 recalls a well-known isogloss, the Northern limit of simultaneous /NT/ > /nd/ and /ND/ > /nn/ (see trait 13 in Table 1) that traditionally separates the Central Italian dialects into a “Perimedial” and a “Median” section (whence the naming of groups 1 and 2 used here). Boundary 2–3 runs similarly to another definitory isogloss, the Northern limit of [ə] (see trait 4 in Table 1), which serves to separate Central from Southern (“Neapolitan language”) dialects in traditional classifications. Boundary 3–4, or the GST bundle introduced above, is similar to the Northern limit of PL > /kj/ (see trait 7 in Table 1) or isogloss 21 in Pellegrini’s map. Boundary between 4 on one side and 5, 6 on the other, is the SLV bundle discussed above. Boundary between 5, 6 on one side and 7, 8 on the other, recalls the Northern limit of non-standard tonic vowel systems (trait 18 in Table 1), which is different from isogloss 25 (Southern limit of [ə]) that is traditionally used to separate the Intermediate Southern dialects from the Extreme Southern dialects (“Sicilian” language). Finally, the North-South boundary between groups 6, 7 on one side and 5, 8 on the other, matches almost perfectly a less used isogloss, i.e., the Western limit of LJ > /j/ (see trait 9 in Table 1), whereas in traditional classifications the corresponding boundaries are purely administrative.

Figures 5 (schematic view) and 6 (pictorial) show the transitional areas identified with the method (7) of second-best clusters (with $\xi = 0.5$). These

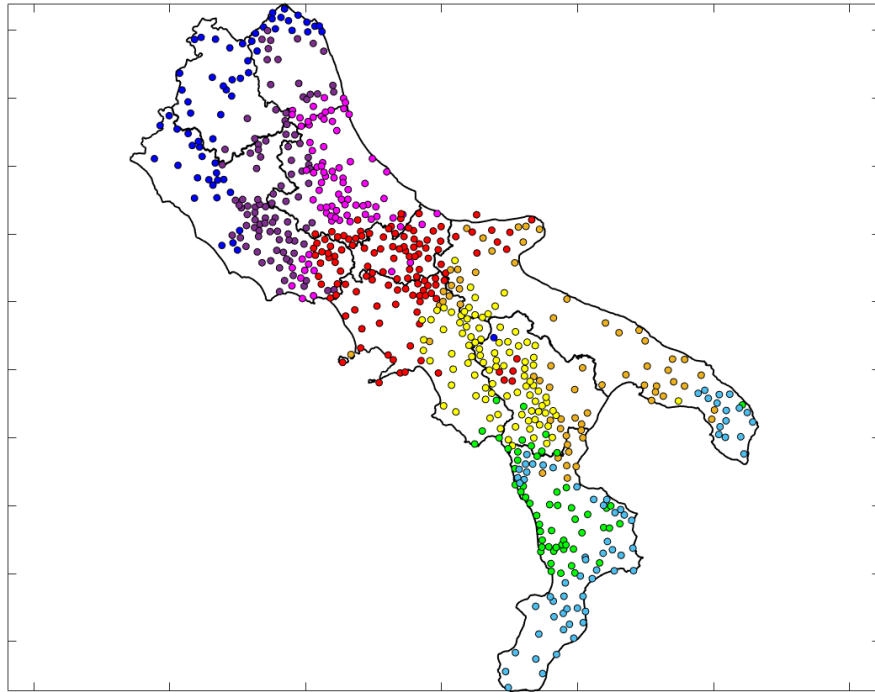


Figure 3: HA clustered in $K = 8$ groups: schematic representation. Each colour corresponds to one group: blue (Perimedian), purple (Median), pink (Abruzzese), red (Sammite), orange (Neapolitan-Molisano), green (Apulian), yellow (Irpino-Lucanian), grey blue (Cosentino), light blue (Salentino-Calabrian).

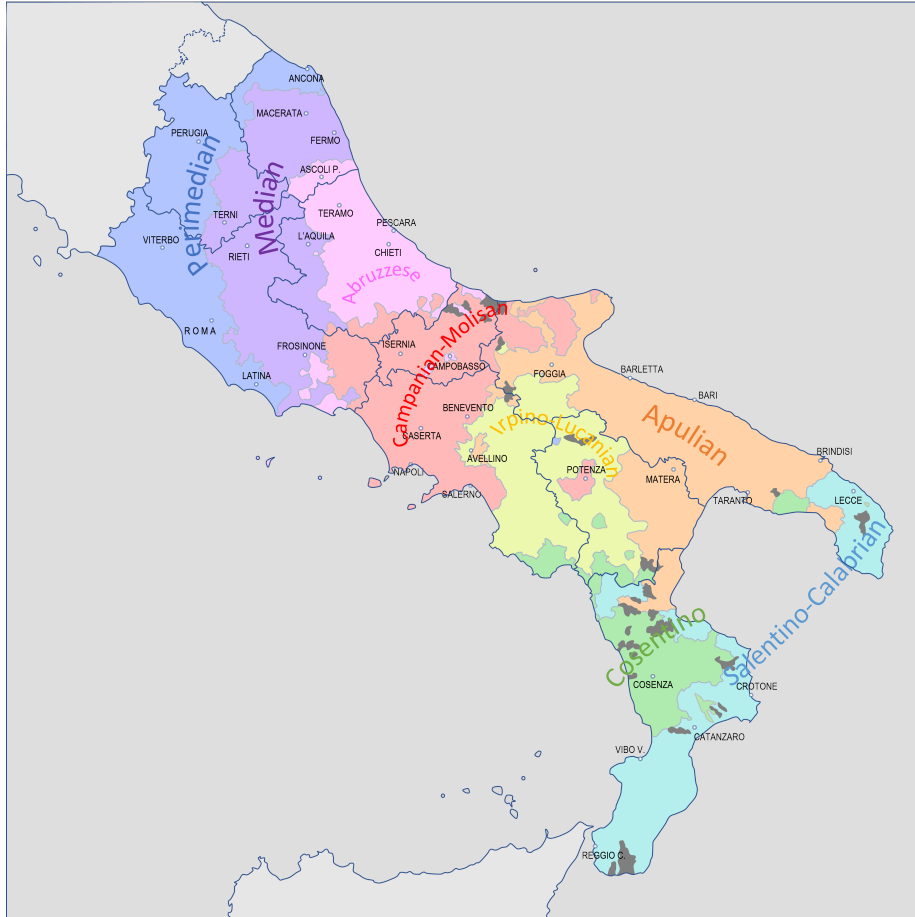


Figure 4: HA clustered in $K=9$ groups: a linguistic map with actual group boundaries. Colours of groups correspond to those of Fig. 3




Figure 5: HA clustered in $K=8$ groups with second-best clusters: schematic representation. Core clusters are identified by the left-half colour of the circles; second-best clusters in transitional area are identified by right-half colours.

results suggest the existence of such areas at the geographical boundary between groups 1 and 2 (in Marche, Umbria, and Latium), 2 and 3 (in Marche, Abruzzi, and Latium), 2 and 4 (in Latium), 3 and 4 (in Latium, Abruzzi, Molise, and Apulia), 4 and 5 (in Apulia), 4 and 6 (in Campania), 5 and 6 (in Apulia and Basilicata), 6 and 7 (in Basilicata), 5 and 7 (in Calabria), 7 and 8 (in Apulia and Calabria), 7 and 8 (in Calabria). Again, these results are consistent with geography in the sense that transitional areas are generally identified between clusters that actually share a geographical border.

5 Conclusions

In this paper, we have presented a dialectometry-based study aimed at classifying the Romance varieties of Central-Southern Italy. We have analysed the thousands of varieties under study and operated a massive pre-treatment of data available from many sources. Instead of trying to gather a vocabulary of word entries, we opted for a reduced data set, where each variety is characterized with

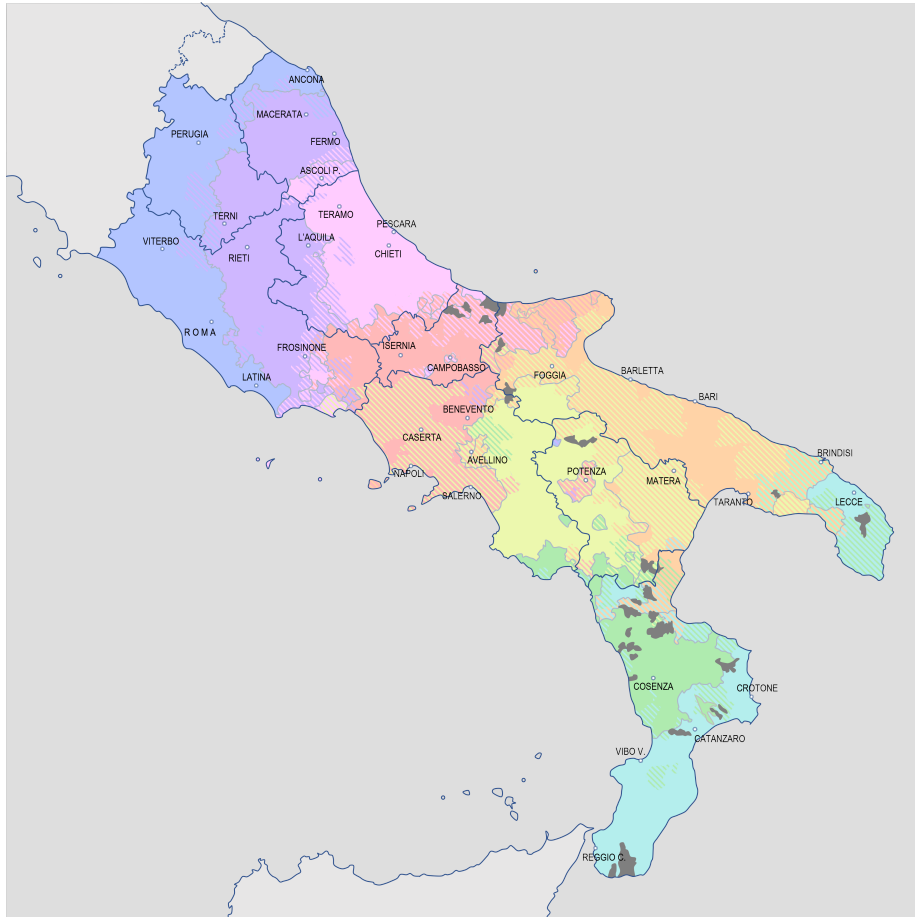


Figure 6: HA clustered in $K=8$ groups with second-best clusters: a linguistic map with actual group boundaries and transitional areas (hatched).

respect to 18 phonetic traits, including the isoglosses that have been traditionally used by linguists to define dialectal groups. On this basis we have identified 647 homogeneous areas as the groups conterminous varieties that share the same traits. As a result, we have got an operating data set of 647 points in an 18-dimensional space, where we could define linguistic distances. We have then formulated the problem as a clustering problem, that is, find the K clusters of those points that minimise the within-cluster linguistic distance. We have used a k-means algorithm to cluster and an ad-hoc rule to define second-best clusters and transitional areas. We have used silhouette analysis to select the most appropriate number of clusters.

The results are geographically consistent, although the algorithms used have no information about the actual geographical distance between areas or the boundaries shared by them. The groups identified for various numbers K resemble but do not coincide with the regional varieties traditionally invoked. For example, when the partition with $K = 3$ is compared with the traditional high-level (Pellegrini's areas) tripartite grouping into Central, Intermediate Southern, and Extreme Southern, the results do not match unless the Central area includes the Abruzzese.

The methods used suggest that clustering with 8 groups is the most appropriate choice. The dialectal groups identified (labelled as Perimediano, Median, Abruzzese, Campanian-Molisan, Apulian, Irpino-Lucanian, Cosentino, and Salentino-Calabrese) again do not coincide with the regional varieties (Pellegrini's subareas) traditionally invoked. The six geographic boundaries that can be roughly traced between them (considering that the geographical representations of the clusters are not perfectly connected in the topological sense) loosely run along known isoglosses, which are all among the 18 traits considered. However, in no way these isoglosses are favored a priori but it is the algorithm that 'naturally' selects them in the optimization process, which in turn depends on the entire set of traits considered. This contrast with the traditional classification that is based on a mixture of fewer definitive isoglosses and administrative or historical boundaries.

We conclude that a classification based on these grounds is less arbitrary than traditional ones based on selected isoglosses as it considers multiple dialectal traits on an equal footing. It is also less subjective since the partitioning is made by an algorithm that tries to minimise a clearly defined objective function. Another strength of the method is that it can be readily adapted as long as new data is available, varieties evolve, or corrections are made to the data set.

End Note

The author maintains a popularisation website (in Italian) at <http://www.asciatopo.altervista.org/dialettolog.html> which contains a detailed description of the varieties and their arrangement in homogeneous areas, and several linguistic maps.

References

- [Burrige et al., 2019] Burrige, James, B. Vaux, M. Gnacik, & Y. Grudeva. 2019. Statistical physics of language maps in the USA. *Phys. Rev. E* 99:032305.
- [Calamai et al., 2022] Calamai, Silvia, D. Piccardi, & R. Nodari. 2022. Quantifying folk perceptions of dialect boundaries. A case study from Tuscany (Italy). *Journal of Linguistic Geography* 10(2), 87-111.
- [Cheshire et al., 2011] Cheshire, J. A., P. Mateos, & P.A. Longley. 2011. Delineating Europe’s cultural regions: population structure and surname clustering. *Hum. Biol.* 83. 573–598.
- [Eberhard et al. 2022] Eberhard, David M., G.F. Simons, & C.D. Fennig (eds.). 2022. *Ethnologue: Languages of the World*. Twenty-fifth edition. Dallas, Texas: SIL International. Online version: <http://www.ethnologue.com>.
- [Goebel, 1982] Goebel, Hans. 1982. *Dialektometrie*, vol. 157. Vienna: Verlag der Osterreichischen Akademie der Wissenschaften.
- [Goebel, 2008] Goebel, Hans. 2008. Le Laboratoire de dialectométrie de l’Université de Salzbourg. Un bref rapport de recherche. *Zeitschrift für französische Sprache und Literatur* 118(1). 35–55.
- [Goebel, 2010] Goebel, Hans. 2010. Dialectometry and quantitative mapping. In A. Lameli, R. Kehrein, & S. Rabanus (eds.), *Language and Space. An International Handbook of Linguistic Variation*, Volume 2: Language Mapping, 433–457. Berlin & New York: de Gruyter.
- [Goebel, 2018] Goebel, Hans. 2018. Dialectometry. In Boberg, C, J. Nerbonne & D. Watt (eds.), *The handbook of dialectology*, 123-142. Oxford: Wiley.
- [Goebel et al., 2019] Goebel, Hans, Edgar Haimerl, Pavel Smečka, Bernhard Castellazzi, & Yves Scherrer. 2019. Dialectometry AIS. Retrieved from <http://dialektkarten.ch/dmviewer/ais/index.en.html>.
- [Hammarström et al., 2022] Hammarström, Harald, R. Forkel, M. Haspelmath & S. Bank, 2022. *Glottolog 4.6*. Leipzig: Max Planck Institute for Evolutionary Anthropology. Online version <http://glottolog.org>
- [Heeringa, 2004] Heeringa, W.J. 2004. *Measuring Dialect Pronunciation Differences using Levenshtein Distance*. Ph.D. dissertation. Groningen: University of Groningen.
- [Hyvönen et al., 2007] Hyvönen, Saara, Antti Leino, & Marko Salmenkivi. 2007. Multivariate analysis of Finnish dialect data—an overview of lexical variation. *Literary and Linguistic Computing* 22(3). 271–290.

- [Jaberg & Jud, 1987] Jaberg, Karl & Jacob Jud. 1987. Atlante linguistico ed etnografico dell'Italia e della Svizzera meridionale (AIS). Milano: Unicopli. Retrieved from NavigAIS-web, <https://navigais-web.pd.istc.cnr.it/>
- [Levenshtein, 1966] Levenshtein, Vladimir I. 1966. Binary codes capable of correcting deletions, insertions, and reversals. *Soviet Physics Doklady* 10(8). 707–10.
- [Montemagni & Wieling, 2016] Montemagni, Simonetta & Martijn Wieling. 2016. Tracking linguistic features underlying lexical variation patterns: A case study on Tuscan dialects. In Côté, M.-H., R. Knooihuizen & J. Nerbonne (eds.). *The future of dialects*, 117-135. Berlin: Language Science Press.
- [Moseley, 2010] Moseley, Christopher (ed.). 2010. *Atlas of the World's Languages in Danger* (3rd edition). UNESCO Publishing. Online version <https://unesdoc.unesco.org/ark:/48223/pf0000187026>
- [Nerbonne et al., 2021] Nerbonne, John, W.J. Heeringa, Jelena Prokić & Martijn Wieling. 2021. Dialectology for computational linguists. In Zampieri, M. & P. Nakov (eds.), *Similar languages, varieties, and dialects: A computational perspective*, *Studies in Natural language processing*, 96-118.
- [Pellegrini, 1977] Pellegrini, Giovan Battista. 1977. *Carta dei dialetti d'Italia*. Pisa: Pacini.
- [Pickl, 2014] Pickl, Simon, Aaron Spetl, Simon Pröll, Stephen Elspass, Werner König, & Volker Schmidt. 2014. Linguistic Distances in Dialectometric Intensity Estimation. *Journal of Linguistic Geography* 2(1). 25-40.
- [Pröll et al., 2014] Pröll, Simon, Pickl, Simon, & Spetl, Aaron. 2014. Latente Strukturen in geolinguistischen Korpora. In Michael Elmentaler, Markus Hundt, & Jürgen Erich Schmidt (eds.), *Deutsche Dialekte. Konzepte, Probleme, Handlungsfelder. Akten des, 4., vol. 4*, 247–58. Stuttgart: Steiner.
- [Romano et al., 2022] Romano, Noemi, P. Ranacher, S. Bachmann & Stéphane Joost. 2022. Linguistic traits as heritable units? Spatial Bayesian clustering reveals Swiss German dialect regions. *Journal of Linguistic Geography* 10(1). 11-22.
- [Russel & Norvig, 2020] Russel, Stuart & Peter Norvig. 2020. *Artificial Intelligence: A Modern Approach*. Englewood Cliffs, NJ: Prentice Hall.
- [Séguy, 1973] Séguy, Jean. 1973. *La dialectométrie dans l'Atlas linguistique de la Gascogne*. France: Société de linguistique romane.
- [Syrjanen et al., 2016] Syrjänen, Kaj, Terhi Honkola, Jyri Lehtinen, Antti Lein & Outi Vesakoski. 2016. Applying Population genetic approaches within languages. *Language dynamics and change* 6. 235-283.

- [Valls et al., 2012] Valls, Esteve, Nerbonne, John, Prokić, Jelena, Wieling, Martijn, Clue, Esteve, & Rosa Lloret, Maria. 2012. Applying the Levenshtein Distance to Catalan dialects: A brief comparison of two dialectometric approaches. *Verba: anuario galego de filoloxia* 39. 35–61.
- [Wieling & Nerbonne, 2011] Wieling, Martijn & John Nerbonne. 2011. Bipartite spectral graph partitioning for clustering dialect varieties and detecting their linguistic features. *Computer Speech and Language* 25. 700-715.
- [Wieling et al., 2013] Wieling, Martijn, R.G. Shackleton & John Nerbonne. 2013. Analyzing phonetic variation in the traditional English dialects: Simultaneously clustering dialects and phonetic features. *Literary and Linguistic Computing* 28(1). 31-41.
- [Wieling et al., 2014] Wieling, Martijn, J. Bloem, K. Mignella, M. Timmermeister, & John Nerbonne. 2014. Validating and using the PMI-based Levenshtein distance as a measure of foreign accent strength. Poster presented at *Methods in Dialectology XV*, Groningen (The Netherlands).

Selected Sources

Specific Varieties

1. Abete, Giovanni. 2006. Sulla questione della sillaba superpesante: I dittinghi discendenti in sillaba chiusa nel dialetto di Pozzuoli. In Savy, R. & C. Crocco (eds.), *Atti del II Convegno Nazionale dell'Associazione Italiana di Scienze della Voce (AISV)*, 379-398. Torriana: EDK.
2. Abete, Giovanni. 2020. Nuove acquisizioni sul vocalismo marginale: il dialetto di Calitri (AV). *L'Italia dialettale* 81. 311-339.
3. Avolio, Francesco & Antonio Romano. 2010. Ai margini dell'area Lausberg: le varietà di Aliano e Alianello nei risultati di un'indagine dialettologica e fonetica. In Iliescu, M., H.-S. Runggaldier & P. Danler (eds.), *Actes du XXVe Congrès International de Linguistique et de Philologie Romane*, vol. 4, 25-36. Berlin: De Gruyter.
4. Ceppaglia, Marco & Antonio Romano. 2018. Il dialetto di Martina Franca da G. Grassi a G.G. Marangi: analisi fonetica descrittiva del vocalismo. *L'idomeneo* 25. 241-250.
5. Colonna, Valentina & Antonio Romano. 2018. La variazione diatopica nel micro-spazio dialettale leccese: il dialetto salentino delle frazioni di Vernole. In Caramuscio, G. & A. Romano (eds.), *Una d'arme, di lingua, d'altare, di memorie, di sangue, di cor: omaggio a Luciano Graziuso*. Lecce: Grifo.

6. Costagliola, Angelica. 2007. Il vocalismo tonico di Lecce: analisi Acustica di un campione di parlanti differenziati per sesso ed età. Atti del I Congresso Nazionale dell'Associazione Italiana di Scienze della Voce (AISV), 567-596.
7. D'Alessandro, Roberta & Marc van Oostendorp. 2014. La metafonia fra fonologia e lessico: Il caso dell'ariellese. In Pescarini, Diego & Diana Passino (eds.), Studi sui dialetti dell'Abruzzo. Quaderni di lavoro ASIT 17, 1-18.
8. D'Andrea, Federica, Carmela Lavecchia, Francesca V. Russo, Carminella Scarfiello, Anna M. Tesoro & Francesco Villone. 2016. I dialetti: patrimoni culturali locali nella lingua (rivista di proietti dottorali in Corso). Ianaua. *Revista Philologica Romanica* 17. 133-168.
9. De Iacovo, Valentina. 2018. Il dialetto di Leporano (TA): un confronto tra un'inchiesta dialettale recente e l'inchiesta della Carta dei Dialetti Italiani. *L'idomeneo* 25. 215-222.
10. Ferrari-Bridgers, Franca. 2010. The Ripano dialect: Toward the end of a mysterious linguistic island in the heart of Italy. In Millar, Robert McColl (ed.). *Marginal Dialects: Scotland, Ireland and Beyond*. Aberdeen: Forum for Research on the Languages of Scotland and Ireland. 106-130.
11. Gaglia, Sascha. 2007. *Metaphonie im kampanischen Dialekt von Piedimonte Matese*. Ph.D. dissertation. Konstanz: Universität Konstanz.
12. Hončová, Marketa. 2011. *La scelta del verbo ausiliare nei dialetti di Corropoli e Nereto*. Ph.D. dissertation. Praha: Univerzita Karlova.
13. Iannacito, Roberta. 2002. L'assimilazione progressive nel dialetto molisano di Villa San Michele (IS). *Italica* 79(4). 509-524.
14. Iannacito-Provenzano, Roberta. 2005. Cenni sulla frase ipotetica in due dialetti dell'Alto Molise. *Forum Italicum: A Journal of Italian Studies* 39(2). 498-519.
15. Idone, Alice & Giuseppina Silvestri. 2018. *Verbicarese*. Zurich: Universität Zürich. Retrieved from <http://www.dai.uzh.ch/new/#/public/overviews>
16. Loporcaro, Michele & Dafne Pedrazzoli. 2016. Classi flessive del nome e genere grammaticale nel dialetto di Agnone (Isernia). *Revue de Linguistique Romane (RLiR)* 80(317). 73-100.
17. Lupini, Carmelo. 2004. Frangimenti e turbamenti di "a" tonica nella Calabria centro-settentrionale: il dialetto di Aciri. Atti del convegno su Padula, la Calabria, l'Italia: nuovi orizzonti della ricerca paduliana (Roccella Jonica, Italy, March).

18. Maggiore, Marco & Angelo Variano. 2015. Differenziazione vocalica per posizione e differenziazione fonetica su base sessuale nella varietà di Zapponeta (FG). *L'Italia dialettale* 76. 83-104.
19. Mancarella, Giovan Battista. 2018. L'attività Contadina narrate nel dialetto di Sava. *L'idomeneo* 25. 133-146.
20. Paciaroni, Tania & Michele Loporcaro. 2007. Funzioni morfologiche dell'opposizione fra -u e -o nei dialetti del maceratese. In Iliescu, M., H. Siller-Runggaldier & P. Danler (eds.), *Actes du XXVe Congrès International de Linguistique et de Philologie Romanes*, 497-506. Innsbruck (Austria).
21. Paciaroni, Tania. 2009. Coarticolazione e mutamento: una ricerca sul vocalismo atono finale nell'entroterra maceratese. In Schmid, S., M. Schwarzenbach & D. Studer (eds.), *La dimensione temporale del parlato: Atti del 5° convegno nazionale AISV*, 177-194. Zürich: Phonetisches Laboratorium.
22. Paciaroni, Tania. 2012. Dialecte et italien standard à Macerata: du côté du locuteur. In Léonard, J.L. & K.J. Avilés Gonzáles (eds.), *Documentation et revitalisation des "langues en danger": épistémologie et praxis*. Paris: Houdiard. 327-369.
23. Passino, Diana & Diego Pescarini. 2018. Il Sistema vocalico del dialetto alto-meridionale di San Valentino in Abruzzo Citeriore con particolare riferimento agli esiti di Ū. In Antonelli, Roberto, Martin Glessgen & Paul Vidsott (eds.), *Proc. of the XXVIII Congresso internazionale di linguistica e filologia romanza*, 484-497. Roma.
24. Patrascu, Francesca-Alessandra. 2019. *Dialetto e italiano regionale ad Assisi*. Mag. Phil. Dissertation. Vienna: Universität Wien.
25. Radtke, Edgar. 1997. Tortorella: eine bislang unbekannte galloitalienische Sprachkolonie im Cilento. *Zeitschrift für romanische Philologie* 113(1). 82-108.
26. Romano, Antonio. 2010. Norma e variazione nel dialetto salentino di Parabita. In Spedicato, M. (ed.), *Scritti in memoria di Oronzo Parlangeli a 40 anni dalla scomparsa (1969-2009)*, 237-268. Galatina: EdiPan.
27. Romano, Antonio. 2013. Il vocalismo del dialetto salentino di Galatone: differenze d'apertura metafonetiche, tracce isolate di romanzo commune e interferenze diasistematiche. In Romano, A. & M. Spedicato (eds.), *Sub voce Sallentinitas: Studi in onore di G.B. Mancarella*, 247-276. Lecce: Grifo.
28. Russo, Michela. 2010. Le origini della dittongazione spontanea nei dialetti italiani meridionali dell'ovest (Ischia e Pozzuoli): Isocronia diacronica antischürriana e quantificazioni isocroniche attuali. *Zeitschrift für Romanische Philologie* 126(2). 304-349.

29. Schirru, Giancarlo. 2016. Propagginazione e flessione nominale in alcuni dialetti italiani centro-meridionali. *Atti del Sodalizio Glottologico Milanese* 8-9. 121-130.
30. Sornicola, Rosanna. 1999. Alcune recenti ricerche sul parlato: le dinamiche vocaliche di € nell'area flegrea e le loro implicazioni per una teoria della variazione. In Dardano, M., A. Pelo & A. Stefinlongo (eds.), *Atti del colloquio internazionale di studi Scritto e parlato: metodi, testi e contesti*, 239-264. Roma.
31. Sornicola, Rosanna. 1999. La variazione dialettale nell'area costiera napoletana: il Progetto di un Archivio di testi dialettali parlati. In Marcato, G. (ed.), *Dialetti oggi, Atti del convegno Tra lingua, cultura, società: dialettologia sociologica (Sappada-Plodn 1-4 luglio 1999)*, 103-122. Padua: Unipress.
32. Villone, Francesco. 2018. Tra micro e macro aree: elementi linguistici ed extra-linguistici nel case study Avigliano alla luce dei dati dell'Atlante Linguistico della Basilicata (A.L.Ba). In Sampino, G. e F. Scaglione (eds.), *Saperi umanistici nella contemporaneità, Atti del convegno internazionale dei dottorandi (Palermo, Italy, 17-18 Sept. 2015)*, 161-177. Palermo: Palumbo.
33. Vitolo, Giuseppe. 2005. L'ausiliare nei dialetti di Salerno, Cetara, Castiglione dei Genovesi e Salitto. *Quaderni del Dipartimento di Linguistica* 15, 238-254. Firenze: Università di Firenze.
34. Vitolo, Giuseppe. 2017. Fenomeni fonetici e morfo-sintattici del dialetto campano di Pagani. *Quaderni di Linguistica e Studi Orientali* 3. 219-241.

Larger Areas

1. Abete, Giovanni. 2011. I processi di dittongazione nei dialetti dell'Italia meridionale: un approccio sperimentale. Roma: Aracne.
2. Abete, Giovanni. 2017. *Parole e cose della pastorizia in Alta Irpinia*. Napoli: Giannini.
3. Avolio, Francesco. 1995. Note sulla variabilità linguistica nell'Appennino abruzzese. *Nouvelles du Centre d'Etudes Francoprovençales René Willien, Mélanges en souvenir de Marco Perron* 31. 91-105.
4. Avolio, Francesco. 2010. I dialetti dell'area cassinese e dell'odierno basso Lazio: alcune considerazioni. *Quaderni Coldragonesi* 1. 27-36.
5. Balducci, Sanzio. 1987. I dialetti. In Anselmi, S. (ed.), *La provincial di Ancona: storia di un territorio*, 273-284. Bari: Laterza.

6. Cangemi, Francesco, Rachele Delucchi, Michele Loporcaro & Stephan Schmid. 2010. Vocalismo finale atono “toscano” nei dialetti del Vallo di Diano (Salerno). In Cutugno, F., P. Maturi, R. Savy, G. Abete, & I. Alfano (eds.), *Parlare con le persone, parlare alle machine*, 477-490. Torriana: EDK.
7. Capotosto, Silvia. 2011. La palatalizzazione di -LL- e -L- nel quadro linguistico mediano. *Contributi di filologia dell’Italia mediana* 25. 275-300.
8. Carosella, Maria. 1999. La metafonesi nei dialetti garganici nord-occidentali. *Quaderni del Dipartimento di Linguistica, Università di Firenze* 9. 97-138.
9. Castagna, Raffaele (ed.). 2006. I dialetti d’Ischia nella tesi di laurea di Ilse Freund elaborate dopo un soggiorno a Serrara Fontana (1929). La rassegna d’Ischia 1.
10. Cimarra, Luigi & Francesco Petroselli. 2001. Proverbi e detti proverbiali della Tuscia viterbese. Viterbo: Gruppo interdisciplinare per lo studio della cultura tradizionale dell’Alto Lazio.
11. Corsi, Anna, Valentina Cardinale & Vincenzo Luciani. 2014. Dialetto e poesia nei 33 comuni della provincia di Latina. Roma: Cofine.
12. Di Carlo, Miriam. 2015. Né toscani né romani: per una caratterizzazione dei dialetti dell’area viterbese. In Marcato, G. (ed.), *Dialetto parlato, scritto, trasmesso*, 345-352. Padua: CLEUP.
13. Egidi, Francesco. 1965. *Dizionario dei dialetti piceni fra Tronto e Aso. Montefiore dell’Aso.*
14. Garrapa, Luigia. Vocali maschili e femminili fra Salentocentrale e Salento meridionale: problemi sincronici per un’analisi diacronica. *Atti del I Congresso Nazionale dell’Associazione Italiana di Scienze della Voce (Padova, Italy, 2-4 Dec. 2004)*, 651-669.
15. Germani, Alfonso. 2014. Il tipo dialettale del Lazio meridionale: alcuni fenomeni linguistici caratteristici. In *Lucrările celui de-al XV-lea Simpozion Internațional de Dialectologie*, 135-165. Cluj-Napoca: Argonaut, Scriptor.
16. Granatiero, Francesco. 2012. *Vocabolario dei dialetti garganici*. Foggia: Grenzi.
17. Grimaldi, Mirko. 2001. Ancora sulla questione del vocalismo siciliano alla luce di processi metafonetici scoperti nel Salento meridionale. In *Quaderni del Dipartimento di Linguistica* 11, 69-105. Firenze: Università di Firenze.

18. Loporcaro, Michele. 2009. Opposizioni di caso nel pronome personale: i dialetti del mezzogiorno in prospettiva romanza. In De Angelis, A. (ed.), *I dialetti italiani meridionali tra arcaismo e interferenza*, Atti del Convegno internazionale di Dialettologia (Messina, 4-6 June 2008), 207-235. Palermo.
19. Maiden, Martin. 1987. New perspectives on the genesis of Italian metaphony. *Transactions of the Philological Society* 85(1). 38-73.
20. Mancarella, Giovan Battista. 2015. Dialetti salentini. *L'idomeneo* 19. 147-156.
21. Melillo, Giacomo. 1926. *I dialetti del Gargano*. Pisa: Simoncini.
22. Memoli, Giovanna. Il patrimonio linguistico del Vallo di Diano. In Aromando, G. (ed.), *Per angusta ad augusta* 1(2). 110-132.
23. Paggini, Valentina & Silvia Calamai. 2016. L'anafonesi in Toscana: il contributo degli archivi sonori del passato. Atti del Convegno Associazione Italiana Scienze della Voce, 155-168. Milano: Officinaventuno.
24. Paternostro, Luigi. 2019. *Gli alti Bruzi e Il loro linguaggio*. Firenze: Phasar.
25. Retaro, Valentina & Giovanni Abete. 2016. Sull'importanza delle aree intermedie: I dialetti del Vallo di Lauro. In Antonelli, R., M. Glessgen & P. Videsott (eds.), *Atti del XXVIII Congresso internazionale di linguistica e filologia romanza vol. 2*, 957-968. Roma.
26. Romano, Antonio. 2015. Una selezione di carte linguistiche del Salento. *L'idomeneo* 19. 43-56.
27. Romito, Luciano, Tiziana Turano, Michele Loporcaro & Antonio Menticino. 1996. Micro e macrofenomeni di centralizzazione nella variazione diafisiaca: rilevanza dei dati fonetico-acustici per il quadro dialettologico calabrese. *Fonetica e fonologia degli stili dell'italiano parlato*. 14-15.
28. Romito, Luciano, Vincenzo Galatà, Rosita Lio, Francesca Stillo. 2006. La metafonìa nei dialetti dell'area Lausberg: un'introspezione sulla natura della sillaba. In Savy, R. & C. Crocco (eds.), *Analisi prosodica: teorie, modelli e sistemi di annotazione*. Torriana: EDK.
29. Romito, Luciano & Daniela Gagliardi. 2007. La metafonìa in alcuni centri del Nord Calabria: verso una mappa regionale. In Romito, L., V. Galatà & R. Lio (eds.), *Atti del IV Convegno Nazionale dell'Associazione Italiana di Scienze della Voce (Arcavacata di Rende, Italy, 30-5 Dec.)*, 423-436. Torriana: EDK.
30. Russo, Michela. 2002. Metafonès opaca e differenziazione vocalica nei dialetti della Campania. *Zeitschrift für romanische Philologie* 118(2). 195-223.

31. Savoia, Leonardo M. & Benedetta Baldi. 2016. Propagation and preservation of rounded back vowels in Lucanian and Apulian varieties. *Quaderni di Linguistica e Studi Orientali / Working Papers in Linguistics and Oriental Studies* 2. 11-58.
32. Trumper, John B. La valle del Savuto e la catena paolana: alcune osservazioni storico-linguistiche, anche sulla ‘presenza longobarda’. Retrieved from <https://lingcal.wordpress.com/letture-varie/>
33. Vecchia, Cesarina. 2017. La variazione fonetica degli esiti di -LL- in Irpinia: Processi di rotacizzazione e di retroflessione nelle varietà dell’alta valle del Calore. Ph.D. dissertation. Napoli: Università Federico II.
34. Vitolo, Giuseppe. 2012. *Parlate campane: la selezione dell’ausiliare e il sistema clitico*. Roma: Aracne.

Comprehensive Monographies

1. Avolio, Francesco. 1995. *Bommesprø: profile linguistico dell’Italia centro-meridionale*. San Severo: Gerni.
2. Giammarco, Ernesto. 1968-1979. *Dizionario abruzzese e molisano*. Roma: Ateneo.
3. Loporcaro, Michele. 2013. *Profilo inguistico dei dialetti italiani*. Bari: Laterza.
4. Loporcaro, Michele. 2021. *La Puglia e il Salento*. Bologna: Il Mulino.
5. Loporcaro, Michele. 2016. Metaphony and diphthongization in Southern Italy: Reconstructive implications for sound change in early Romance. In Torres-Tamarit, F., K. Linke & M. van Oostendorp (eds.). *Approaches to metaphony in the languages of Italy*, 55-87. Berlin: De Gruyter.
6. Moretti, Giovanni. 1975. *Profilo dei dialetti italiani: Umbria*. Pisa: Pacini.
7. Piemontese, Pasquale (ed.). 1982. *La parabola del figliuol prodigo nei dialetti italiani: I dialetti del Molise*. Bari: Università di Bari.
8. Rohlfs, Gerhard. 1966. *Grammatica storica della lingua italiana e dei suoi dialetti*, vol. 1 *Fonetica*. Torino: Einaudi.
9. Vignuzzi, Ugo. 1994. Il volgare nell’Italia mediana. In Serianni, Luca & Pietro Trifone (eds.), *Storia della lingua italiana* 3, 329-372. Torino: Einaudi.

Linguistic Atlases

1. Vivaio acustico delle Lingue e dei Dialetti d'Italia (VIVALDI). 1998-2018. Retrieved from <https://www2.hu-berlin.de/vivaldi/index.php>
2. Archivio di parlato – La tramontana e il sole. 2017. Torino: Laboratorio fonetica sperimentale Arturo Genre (LFSAG). Retrieved from https://www.lfsag.unito.it/ark/table_ita.html
3. Microcontact. Utrecht: Utrecht University. Retrieved from <https://microcontact.hum.uu.nl>